

# Linea ACS

rack conveyor dishwashers





## Comenda: a history of technological innovation

The founder company of the Ali group, Comenda has been synonymous with the best in professional dishwashing equipment for over 40 years. One of the industry's top players both in Europe and worldwide, Comenda manufactures and markets more than 200 dishwashing solutions, from the smallest glasswashers for bars through to large automated continuous flow systems for restaurants, hospitals, canteens and in-flight catering. Comenda also designs and installs customized solutions for individual space and workload specifications.



### ergonomics and functionality

For Comenda, ergonomics means easy of use. Operating simplicity improves work procedures and guarantees personnel safety. The potential of creating "corner" installations and the deep-drawn tanks with rounded corners that ensure hygiene are just some of the benefits of Comenda products, reflecting the attention that the company devotes to its users.

### service at your doorstep

Continuous contact between production and service engineers is the key to effective support whenever maintenance is required: certainly, this is one of the distinguishing characteristics of Comenda's technical assistance. An extensive network of highly skilled service engineers provides full territorial coverage. Rapid turnaround on service calls and immediate availability of spare parts complete the Comenda offer and ensure excellent quality of service.

## designed for hygiene

Hygiene design takes quality beyond the dimension of product form. At Comenda, designed for hygiene means form plus technology plus functionality. Comenda's strength is its attention to every last detail, to provide superior washing solutions that comply with the severe hygiene standards required in public catering.

## design expertise at the user's service

A perfect blend of advanced research, design expertise and technical know-how, the Comenda product range combines superior performance with eye-pleasing form, to deliver quality down to the smallest construction details. Maximum reliability goes hand in hand with minimum maintenance. Components are located for easy access and replacement: at Comenda, an efficient after-sales service begins with product design.

## products to cover every requirements

At Comenda, the needs of the customer are paramount in the design of customized solutions for hygiene of the highest quality. Every product installed at the customer site must satisfy stringent requirements for productivity, ease of use, cost-effective operation and safety. Absolute reliability in washing glasses, plates, trays, pots and pans of every shape and size. Front loaders, hood models, rack conveyors and flight machines equipped with a complete set of accessories make Comenda the ideal partner for every catering professional.



## respect for the environment, respect for people

With the ECO2 Economy + Ecology project Comenda has made significant progress in limiting consumption, with a focus on sustainability that translates into respect for the environment and respect for people. Comenda systems keep running costs down by using less water and detergent during the wash cycle and cutting energy consumption, without sacrificing hygiene efficiency. Silent machine operation and lower heat dispersion ensure pleasant working conditions in the workplace.



# plus

With the ECO2 project Comenda has made significant progress in limiting consumption in three important areas – water, energy and detergent – by implementing a series of advanced technologies with a focus on sustainability that translates into respect for the environment and respect for people.

### heat recovery unit

Built to supply the machine with cold water, preheat it to 45/50 °C exploiting the heat and steam that would otherwise be dispersed in the air with significant energy savings. It also condenses machine steam and reduces the temperature of air emissions.

### heat pump

Exploits the heat produced during a cooling cycle to heat rinse water, also due to the upper exhaust conduit. This system lets the machine run with cold water with significant energy savings (from 15 to 25 kW/hour according to the model). Emitted heat and steam are simultaneously cooled to further improve work room conditions.

### RCD Rinse Control Device

Guarantees an excellent rinse even with low pressure water flow. RCD complies with severe backflow prevention specified by WRAS and DVGW.

### steam condenser

System avoids that warm humid air exits the machine by condensing it with a cold water battery.

### autotimer

Stops the pumps when the machine is idle, automatically restarting when the machine is reloaded.

### detrempe module

with removable filter: prevents food residue accumulation in the pre-wash area

### double skin execution

Improves energy savings and contributes in reducing sound and heat dispersion in the work room.

### ecorinse

With this system, final rinse water is reused for pre-wash cycles providing significant water savings (from 90 to 180 litres/hour according to the model) but also energy and rinse-aid savings.


### economizer

The rinse area is equipped with a water and energy savings device.



### hygiene

All structural and system components in the Linea ACS are installed outside the wash tank, leaving only smooth surfaces inside to prevent any soil build-up. The wide filtering surfaces and deep-drawn tanks with rounded corners make inspection easy and prevent dirt from accumulating. The self-draining wash pumps are also self-cleaning. This way clean water is used to completely wash the machine and remove all residue. Flux Control® ensures that the quantity of rinse water provides excellent results and maximum hygiene. It also signals low water levels or waste during the rinse cycle. The Sanitizing System® can also be included. In each wash and rinse area, powerful jets of water with the addition of specific sanitizers are aimed at the internal surfaces by adjustable nozzles to guarantee maximum hygiene at the end of each cycle. The entire system is easily accessible.



# Linea ACS

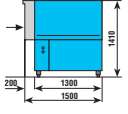
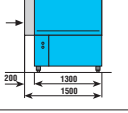
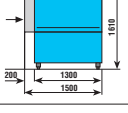
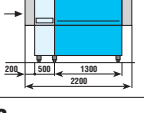
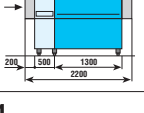
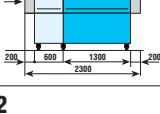
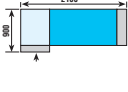
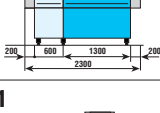
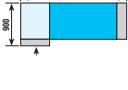
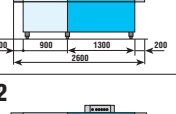
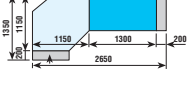
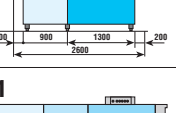
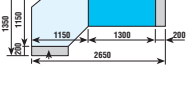
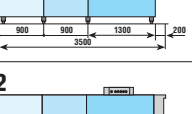
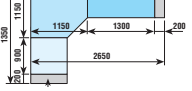
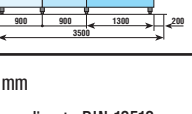
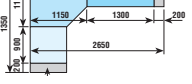
## rack conveyor dishwashers



Compact, practical, durable and reliable, Linea ACS dishwashers offer customers the best in technological evolution. Built combining basic functional modules, Linea ACS dishwashers are available in models with outputs from 85 to 245 racks/hour. Automated, equipped with all the most advanced technological and construction details, Linea ACS dishwashers are

distinguished by their wide range of accessories that permit overall machine control and self-diagnosis. Deep-drawn tanks, self-draining pumps and raised feet guarantee maximum hygiene while the support structure, durable mechanics and construction details provide high-quality safety features. The corner installation option for "difficult" rooms is an important

asset to the Linea ACS. Even the drying unit can be installed in a corner straight thru. A wide range of corner or straight loading shelves, under-shelves, sinks and showers are available to eliminate soil before the pre-wash cycle and roller tables with end switches automatically stop racks if not removed.

Linea ACS	wash zones	output		pre-wash		1 <sup>st</sup> wash		
		1 speed rack/hour plates/hour	2 speed rack/hour plates/hour	tank litres	pump kW	tank litres	pump kW	heating kW heating kg/hour
<b>ACS 91</b> 	WASH RINSE	100 1800	-	-	-	100	2,2	9 15,5
<b>ACS 101</b> 	WASH RINSE	80 1440	120 2160	-	-	100	2,2	9 15,5
<b>ACS 122</b> 	WASH ECORINSE RINSE	88 1584	130 2430	-	-	100	2,2	9 15,5
<b>ACS 161</b> 	PRE-WASH WASH RINSE	103 1854	155 2790	20	0,3	100	2,2	9 15,5
<b>ACS 162</b> 	PRE-WASH WASH ECORINSE RINSE	110 1980	165 2970	20	0,3	100	2,2	9 15,5
<b>ACS 181</b>  	PRE-WASH WASH RINSE	115 2070	175 3150	50	1,1	100	2,2	9 15,5
<b>ACS 182</b>  	PRE-WASH WASH ECORINSE RINSE	123 2214	185 3330	50	1,1	100	2,2	9 15,5
<b>ACS 201</b>  	PRE-WASH WASH RINSE	133 2394	200 3600	90	1,5	100	2,2	9 15,5
<b>ACS 202</b>  	PRE-WASH WASH ECORINSE RINSE	140 2520	210 3780	90	1,5	100	2,2	9 15,5
<b>ACS 241</b>  	PRE-WASH 1 <sup>st</sup> WASH 2 <sup>nd</sup> WASH RINSE	150 2700	230 4140	90	1,5	100	2,2	9 15,5
<b>ACS 242</b>  	PRE-WASH 1 <sup>st</sup> WASH 2 <sup>nd</sup> WASH ECORINSE RINSE	163 2934	245 4410	90	1,5	100	2,2	9 15,5

Depth 800 mm

1<sup>st</sup> speed according to DIN 10510

2 <sup>nd</sup> wash			ecorinse		rinse		drive	dryer		elect. power tot.		steam power	
tank litres	pump kW	heating kW heating kg/hour	tank litres	pump kW	water litres/hour	booster kW booster kg/hour	kW	fan kW	battery kW battery kg/hour	MACHINE STANDARD	WITH OPT. DRYING UNIT	MACHINE STANDARD	WITH OPT. DRYING UNIT
										installed kW/hour	installed kW/hour	kW kg/hour	kW kg/hour
-	-	-	-	-	285	12,5 21,5	0,12	0,75	6 10	23,8	30,5	2,32 (37)	3,07 (47)
-	-	-	-	-	330	14 24	0,15	0,75	6 10	25,3	32	2,32 39,5	3 49,5
-	-	-	7	0,15	285	12,5 21,5	0,15	0,75	6 10	24	31	2,5 37	3,25 47
-	-	-	-	-	400	20 34	0,15	0,75	6 10	31,5	38,5	2,5 49,5	3,25 59,5
-	-	-	7	0,15	320	16 27,5	0,15	0,75	6 10	27,6	34,3	2,65 43	3,4 53
-	-	-	-	-	430	20 34	0,15	0,75	6 10	32,5	39,2	3,6 49,5	4,2 59,5
-	-	-	7	0,15	350	18 31	0,15	0,75	6 10	30,5	37,5	3,6 46,5	4,2 56,5
-	-	-	-	-	440	20 34	0,15	0,75	6 10	33	39,8	4 49,5	4,75 59,5
-	-	-	7	0,15	360	18 31	0,15	0,75	6 10	31	37,8	4 46,5	4,75 56,5
100	2,2	9 15,5	-	-	450	20 34	0,15	0,75	6 10	44	50,8	6 65	6,75 75
100	2,2	9 15,5	7	0,15	380	20 34	0,15	0,75	6 10	44,2	51	6 65	6,75 75

Technical variations reserved  
Please note some characteristics described in this brochure are optional



Ali S.p.A.  
Via Galileo Galilei 8  
20060 Cassina de' Pecchi, Milano  
T +39 02 95228.1  
F +39 02 9521510  
sales@comenda-ali.it  
www.comenda-ali.it

900615/2-07

